



PROFESSIONAL SUPPLIER OF
BUILDING MATERIAL

E.H.O.N.G

Add_HaiTai information Plaza HuaYuan Industry .TianJin China PC:300384 Tel/Fax: +86-22-2386-2980

Tel/WhatsApp/Wechat : +86-18822138833

www.ehongsteel.com

 Tianjin Ehong International Trade Co., Ltd



PROFESSIONAL STEEL
EHONG SUPPLIER

NEW
DEVELOPMENT

Professional **Steel** Supplier

20YEARS QUALITY ASSURANCE + GLOBAL VISION

PRODUCTION EXPERIENCE × SALES EXPERIENCE

EHONG Steel

Company Mission: Hand in hand customers win-win; Each employee feels happy

Company Vision: To be the most professional the most comprehensive international trade service supplier/provider in steel industry.



ESTABLISHED ON
2004

SUB-COMPANIES
3

MILLION USD
50

LAND AREA
140,000 M²

FROM TIANJIN PORT
60 KM

FROM BEIJING AIRPORT
2 HOURS

Company Introduction

TIANJIN EHONG INTERNATIONAL TRADE CO., LTD.

TIANJIN PENGZHAN STEEL PIPES CO., LTD.

EHONG INTERNATIONAL INDUSTRIAL CO., LIMITED

KEY SUCCESS INTERNATIONAL INDUSTRIAL LIMITED

TIANJIN EHONG INTERNATIONAL TRADE CO., LTD is a trading company for all kinds of steel products with more than 17 years export experience. Our professional team based on steel products, high quality products, reasonable price and excellent service, honest business, we have win the market all over the world. Our main products are kinds of Steel pipe (ERW/SSAW/LSAW/Seamless) , Beam steel (H BEAM /U beam and etc), Steel bar(Angle bar/Flat bar/Deformed rebar and etc), CRC & HRC, GI, GL & PPGI, sheet and coil, Scaffolding, Steel wire,wire mesh and etc.

TIANJIN PENGZHAN STEEL PIPES CO., LTD. is a manufacturer of SSAW steel pipe. Founded in 2003 and located in Anjiazhuang Industrial Zone, Tianjin, China, now we have 4 production lines and the annual production capacity is over 300,000 tons. Our company has our own test department with the advanced technical equipment, and got the quality certificate of ISO 9001,environmental quality ISO 14001, product certificate APL 5L (PSL 1 & PSL 2). Standard we can do is GB/T 9711 , SY/T 5037 ,API 5L . Steel Grade:GB/T 9711 : Q235B Q345B SY/T 5037 : Q235B,Q345B API 5L: A, B, X42, X46, X52, X56, X60, X65 X70

EHONG INTERNATIONAL INDUSTRIAL CO., LIMITED and KEY SUCCESS INTERNATIONAL INDUSTRIAL LIMITED are our other two companies in HK.



PRODUCT NAME

SSAW -SPIRAL WELDED STEEL PIPE

Standard: GB/T 9711, SY/T 5037, API 5L

Steel Grade: GB/T 9711: Q235B Q345B SY/T 5037: Q235B, Q345B

API 5L: A, B, X42, X46, X52, X56, X60, X65 X70

End: Plain or bevelled

Surface: Black, Bare, Hot dipped galvanized, Protective Coatings (Coal Tar Epoxy, Fusion Bond Epoxy, 3-layers PE)

Test: Chemical Component Analysis, Mechanical Properties (Ultimate tensile strength, Yield strength, Elongation), Hydrostatic Test, X-ray Test

More about SSAW-
Spiral welded steel pipe
information



3PE



Galvanized



Epoxy



Black painting

EXTERNAL DIAMETER	THICKNESS	LENGTH
mm	mm	m
219	6-8	1-12
273	6-10	1-12
325	6-14	1-12
377	6-14	1-12
426	6-16	1-12
478	6-16	1-12
508	6-18	1-12
529	6-18	1-12
610	6-19	1-12
630	6-19	1-12
720	6-22	1-12
820	7-22	1-12
920	8-23	1-12
1016	8-23	1-12
1020	8-23	1-12
1220	8-23	1-12
1420	10-23	1-12
1620	10-23	1-12
1820	10-25.4	1-12
2020	10-25.4	1-12
2200	10-25.4	1-12
2420	10-25.4	1-12
2620	10-25.4	1-12
2820	10-25.4	1-12
3000	10-25.4	1-12



Groove End treatment



Inspection Inspection



Bevel End treatment



Hydrostatic Test Inspection



Pressure End treatment



X-Ray Test Inspection

ABOUT
**SSAW
 SPIRAL
 WELDED
 STEEL
 PIPE**

INFORMATION

From production to quality inspection to container transport, we will be strict requirements, to ensure the accuracy of each link.

WELCOME TO CONTACT



Excellent Innovation | Create Continuous | People-oriented

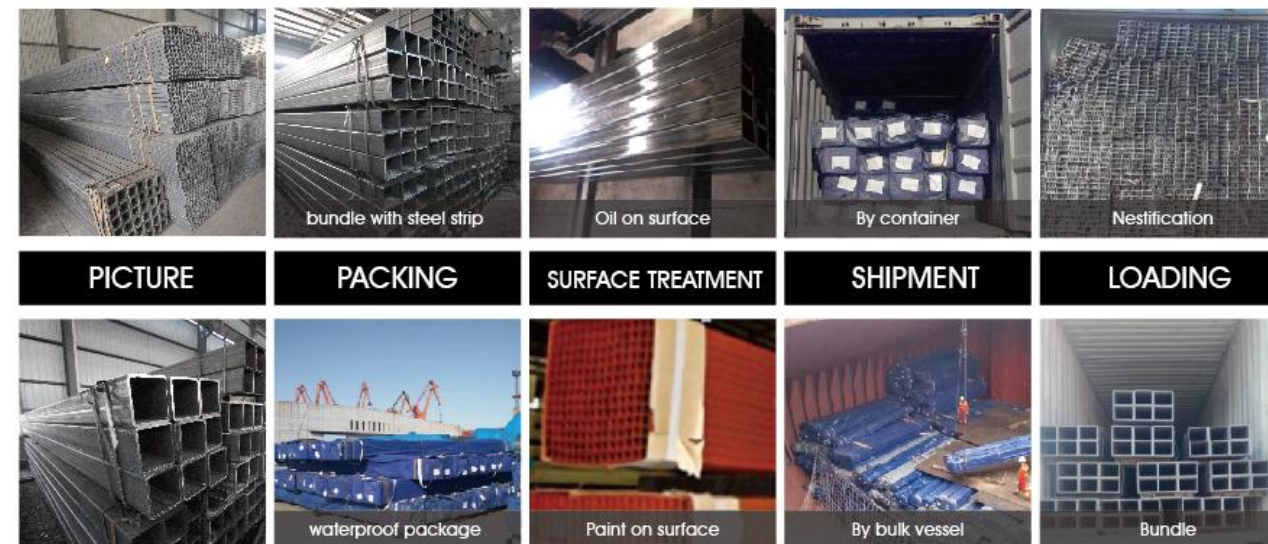
China

PRODUCT NAME

SQUARE STEEL PIPE & TUBE

Applications: Offshore oil field, Bridge, Ship, Semi-trailer, automobile axle, Equipment, Steel pipe for solar power supporting, Steel Construction, Curtain Wall and etc.

Advantage: High strength, high pressure resistance, complex shape, wear resistance, high temperature resistance, corrosion resistance.



PICTURE PACKING SURFACE TREATMENT SHIPMENT LOADING

Standard	Material
GB/T6725-2008	Q195-Q235(Q235A Q235B Q235C Q235D)
GB/T6728	Q345(Q345A Q345B Q345C Q345D)
ASTM A500/ASTM A36	Gr.A Gr.B Gr.C
EN10219&EN10210	S235 S275 S235J0H S235JR
AS/NZS 1163	C250/C250LO C350/C350LO

EXTERNAL DIAMETER	THICKNESS	LENGTH	EXTERNAL DIAMETER	THICKNESS	LENGTH
16x16	0.4-1.5	1000-12000	120x120	4.0-8.0	1000-12000
18x18	0.4-1.5	1000-12000	150x150	6.0-12	1000-12000
20x20	0.4-1.5	1000-12000	180x180	6.0-12	1000-12000
25x25	0.6-2.0	1000-12000	200x200	6.0-12	1000-12000
30x30	0.6-4.0	1000-12000	220x220	6.0-14	1000-12000
34x34	1.0-2.0	1000-12000	250x250	6.0-14	1000-12000
35x35	1.0-4.0	1000-12000	280x280	6.0-14	1000-12000
38x38	1.0-4.0	1000-12000	300x300	8.0-14	1000-12000
40x40	1.0-4.5	1000-12000	320x320	8.0-14	1000-12000
45x45	1.0-5.0	1000-12000	350x350	8.0-14	1000-12000
50x50	1.0-5.0	1000-12000	380x380	8.0-14	1000-12000
60x60	1.5-5.0	1000-12000	400x400	8.0-14	1000-12000
65x65	1.5-5.0	1000-12000	420x420	10-14	1000-12000
70x70	2.0-6.0	1000-12000	450x450	10-14	1000-12000
75x75	2.0-6.0	1000-12000	480x480	10-14	1000-12000
80x80	2.0-6.0	1000-12000	500x500	10-14	1000-12000
85x85	2.0-6.0	1000-12000	550x550	10-40	1000-12000
95x95	2.0-8.0	1000-12000	600x600	10-40	1000-12000
100x100	2.0-8.0	1000-12000	700x700	10-40	1000-12000
800x800	10-50	1000-12000	900x900	10-50	1000-12000
1000x1000	10-50	1000-12000			



PRODUCT NAME

RECTANGULAR STEEL PIPE & TUBE

Applications: Offshore oil field, Bridge, Ship, Semitrailer automobile axle, Equipment, Steel pipe for solar power supporting, Steel Construction Curtain Wall and etc

Advantage: High strength, high pressure resistance, complex shape, wear resistance, high temperature resistance, corrosion resistance.



Standard	Material
GB/T6725-2008	Q195-Q235(Q235A Q235B Q235C Q235D)
GB/T6728	Q345(Q345A Q345B Q345C Q345D)
ASTM A500/ASTM A36	Gr.A Gr.B Gr.C
EN10219&EN10210	S235 S275 S235JOH S235JR
AS/NZS 1163	C250/C250LO C350/C350LO

EXTERNAL DIAMETER	THICKNESS	LENGTH	EXTERNAL DIAMETER	THICKNESS	LENGTH
10x20	0.6x1.5	1000-12000	120x60	2.5-10	1000-12000
15x30	0.6x1.5	1000-12000	120x80	2.5-10	1000-12000
20x30	0.6-2.0	1000-12000	150x100	2.5-12	1000-12000
20x40	0.8-2.0	1000-12000	180x150	2.5-12	1000-12000
20x50	1.0-2.0	1000-12000	200x100	4-12	1000-12000
25x40	0.9-3.75	1000-12000	200x150	4-12	1000-12000
25x65	1.0-2.0	1000-12000	250x150	6-12	1000-12000
30x40	1.0-3.75	1000-12000	250x100	6-12	1000-12000
30x45	1.0-3.75	1000-12000	250x200	6-12	1000-12000
30x50	1.0-4.0	1000-12000	300x150	6-12	1000-12000
40x50	1.0-4.5	1000-12000	300x200	6-12	1000-12000
40x60	1.0-5.0	1000-12000	300x250	6-12	1000-12000
40x80	1.0-5.0	1000-12000	400x250	8-12	1000-12000
40x100	1.0-5.0	1000-12000	400x300	8-12	1000-12000
50x60	1.0-5.0	1000-12000	450x200	8-12	1000-12000
50x80	1.0-5.0	1000-12000	450x250	8-12	1000-12000
50x100	1.0-5.0	1000-12000	400x300	8-12	1000-12000
60x80	2.0-5.0	1000-12000	400x350	8-12	1000-12000
80x100	2.0-8.0	1000-12000	500x200	10-12	1000-12000
500x250	10-12	1000-12000	500x300	10-12	1000-12000
500x350	10-12	1000-12000	500x400	10-12	1000-12000
500x450	10-12	1000-12000	600x200	10-28	1000-12000
600x400	10-28	1000-12000	600x500	10-28	1000-12000
800x400	10-28	1000-12000	800x600	10-28	1000-12000
800x700	10-28	1000-12000	1000x500	10-28	1000-12000
1000x600	10-28	1000-12000	1000x800	10-28	1000-12000



Excellent innovation | Create boutique | People oriented | Create win-win

Ehong Steel Tianjin, China

PRODUCT NAME

LONGITUDINAL SUBMERGED ARC WELDING PIPE

Applications: Structural pipes ,Mcharical pipes ,Bilding pipes,Adjustable scaffolding props,Subways,Bridge, Tunneks adopting covered excavation and etc

Advantage: High strength, high pressure resistance, complex shape, wear resistance, high temperature resistance, corrosion resistance.



PICTURE PACKING PROCESS SHIPMENT



Standard	Material
GB/T3091	Q235(Q235A Q235B Q235C Q235D) Q345 (Q345A Q345B Q345C Q345D)
API5L	Gr.A Gr.B X52 X60 X72

EXTERNAL DIAMETER	THICKNESS	LENGTH	EXTERNAL DIAMETER	THICKNESS	LENGTH
310	10/12/16/18/20/22	1000-12000	355	10/12/16/18/20/22	1000-12000
406	10/12/16/18 20/22/25/28/30	1000-12000	460	10/12/16/18 20/22/25/30	1000-12000
508	10-32	1000-12000	560	10-38	1000-12000
610	10-38	1000-12000	660	10-38	1000-12000
711	10-40	1000-12000	762	10-40	1000-12000
812	12-40	1000-12000	863	12-40	1000-12000
915	12-40	1000-12000	1016	16-40	1000-12000
1066	16-40	1000-12000	1117	20-40	1000-12000
1168	20-40	1000-12000	1219	20-40	1000-12000
1320	20-40	1000-12000	1420	20-40	1000-12000



Excellent innovation | Create boutique | People oriented | Create win-win

Ehong Steel Tianjin, China

PRODUCT NAME

ERW STEEL PIPE

Standard and material of ERW steel pipe

GB/T 3091-2001: Q195, Q215, Q235B, Q345B, Q345C, Q345D

ASTM A53: GrA GrB

BS1387:1985: Light A, Medium B, Heavy C

Size of ERW steel pipe

Outer Diameter: 1/2"-36" 20-914MM

Thickness: 0.5mm-14mm




DN	in	mm	SCH55	SCH10S	STD	SCH40	SCH80
15	1/2	21.34	1.65	2.11	2.77	2.77	3.37
20	3/4	26.67	1.65	2.11	2.87	2.78	3.91
25	1	33.40	1.65	2.77	3.38	3.38	4.55
32	1.1/4	42.16	1.65	2.77	3.56	3.56	4.84
40	1.1/2	48.26	1.65	2.77	3.68	3.68	5.08
50	2	60.32	1.65	2.77	3.91	3.91	5.54
65	2.1/2	73.02	2.11	3.05	5.61	5.16	7.01
80	3	88.90	2.11	3.05	5.49	5.49	7.62
90	3.1/2	101.60	2.11	3.05	5.74	5.74	8.08
100	4	114.30	2.11	3.05	6.02	6.02	8.56
125	5	141.30	2.77	3.40	6.55	6.55	9.53
150	6	168.28	2.77	3.40	7.11	7.11	10.97
200	8	219.08	2.77	3.40	8.18	8.18	12.70
150	10	273.05	3.40	3.76	9.27	9.27	15.09
300	12	323.85	3.96	4.57	9.52	10.31	17.48
350	14	355.60	3.96	4.78	9.52	11.13	19.05
400	16	406.40	4.19	4.78	9.52	12.70	21.44
450	18	457.20	4.19	4.78	9.52	14.27	23.82
500	20	508.00	4.78	5.54	9.52	15.09	26.19



PRODUCT NAME

PRE GALVANIZED STEEL PIPE

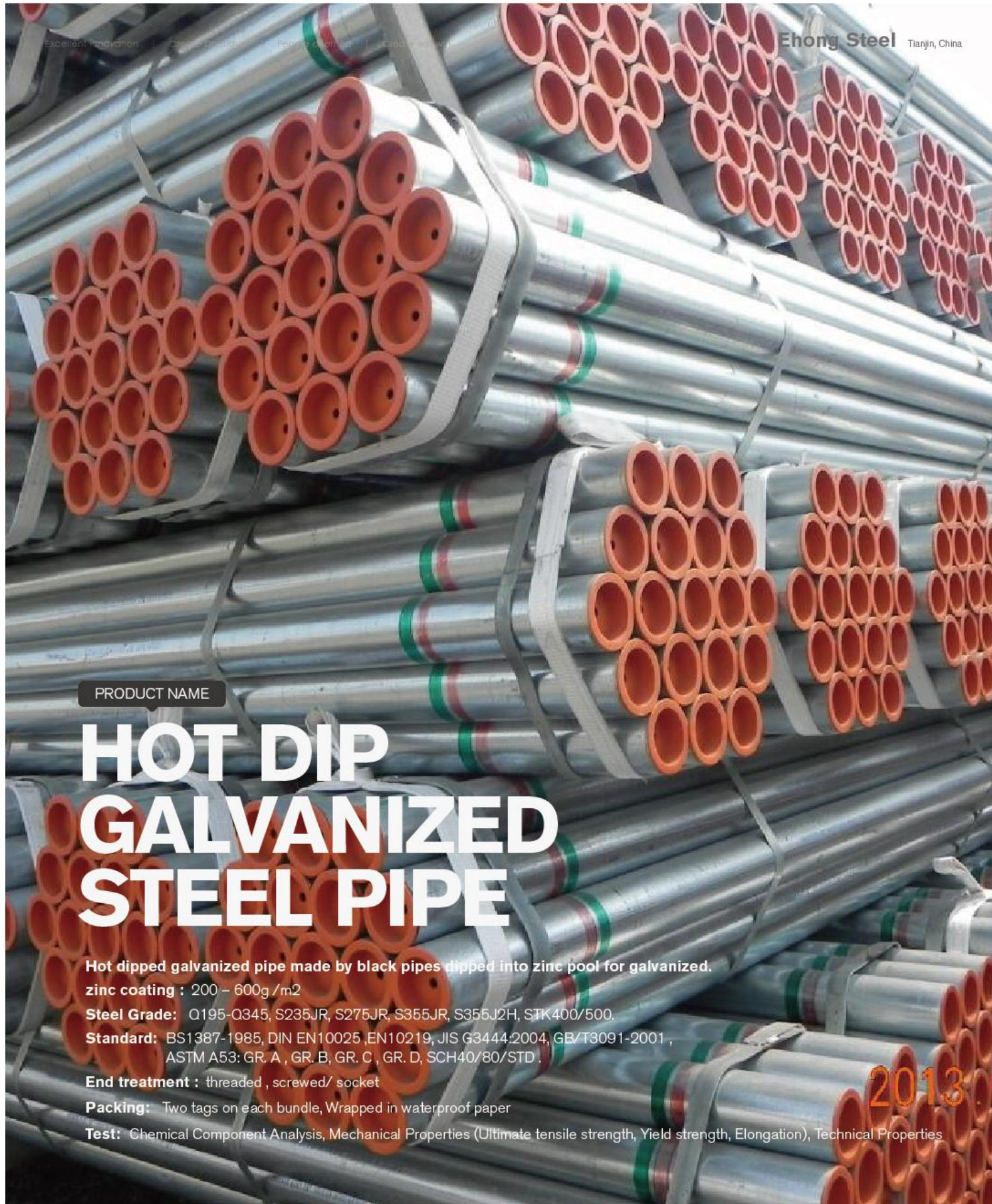
Pre-galvanized pipe: pre-galvanized pipe is made of from Galvanized strip directly
zinc coating: 40 – 200g/m²
Usage: Used for greenhouse structure, low pressure liquid delivery, such as water, gas, and oil
Standard: GB/T3091 – 2001, BS1387 – 1985, DIN EN10025-EN10219, JIS G8444:2004, ASTM A53
Steel Grade: Q195, Q235, Q345, S235, S235JR, S355JR, STK400/500.
Packing: Packed in bundles with several steel strips, Two tags on each bundle, Wrapped in waterproof paper



CIRCLE TO SQUARE DETAIL DRAWING



NOMINAL BORE		OUTSIDE DIAMETER		THICKNESS			MASS PLAIN END		
		MIN	MAX	LIGHT	MEDIUM	HEAVY	LIGHT	MEDIUM	HEAVY
in	mm	mm	mm	mm	mm	mm	kg/m	kg/m	kg/m
1/2	15	21.4	21.7	2	2.6	3.2	0.947	1.21	1.44
3/4	20	26.9	27.2	2.3	2.6	3.2	1.38	1.56	1.87
1	25	33.8	34.2	2.6	3.2	4	1.98	2.41	2.94
1-1/4	32	42.5	42.9	2.6	3.2	4	2.54	3.1	3.8
1-1/2	40	48.4	48.8	2.9	3.2	4	3.23	3.57	4.38
2	50	60.2	60.8	2.9	3.6	4.5	4.08	5.03	6.19
2-1/2	65	76	76.6	3.2	3.6	4.5	5.71	6.43	7.93
3	80	88.7	89.5	3.2	4	5	6.72	8.37	10.3
4	100	113.9	114.9	3.6	4.5	5.4	9.75	12.2	14.5
5	125		140.6		5	5.4		16.6	17.9
6	150		166.1		5	5.4		19.7	21.3



Ehong Steel Tianjin, China

PRODUCT NAME

HOT DIP GALVANIZED STEEL PIPE

Hot dipped galvanized pipe made by black pipes dipped into zinc pool for galvanized.
zinc coating : 200 – 600g /m2

Steel Grade: Q195-Q345, S235JR, S275JR, S355JR, S355J2H, STK400/500.

Standard: BS1387-1985, DIN EN10025 ,EN10219, JIS G3444:2004, GB/T3091-2001, ASTM A53: GR. A , GR. B, GR. C , GR. D, SCH40/80/STD.


End treatment : threaded , screwed/ socket

Packing: Two tags on each bundle, Wrapped in waterproof paper


Test: Chemical Component Analysis, Mechanical Properties (Ultimate tensile strength, Yield strength, Elongation), Technical Properties

2013

STRICTLY REVIEW EACH STEP TO ENSURE THE QUALITY OF THE PRODUCT.



DN	in	mm	SCH55	SCH10S	STD	SCH40	SCH80
15	1/2	21.34	1.65	2.11	2.77	2.77	3.37
20	3/4	26.67	1.65	2.11	2.87	2.78	3.91
25	1	33.40	1.65	2.77	3.38	3.38	4.55
32	1.1/4	42.16	1.65	2.77	3.56	3.56	4.84
40	1.1/2	48.26	1.65	2.77	3.68	3.68	5.08
50	2	60.32	1.65	2.77	3.91	3.91	5.54
65	2.1/2	73.02	2.11	3.05	5.61	5.16	7.01
80	3	88.90	2.11	3.05	5.49	5.49	7.62
90	3.1/2	101.60	2.11	3.05	5.74	5.74	8.08
100	4	114.30	2.11	3.05	6.02	6.02	8.56
125	5	141.30	2.77	3.40	6.55	6.55	9.53
150	6	168.28	2.77	3.40	7.11	7.11	10.97
200	8	219.08	2.77	3.40	8.18	8.18	12.70
150	10	273.05	3.40	3.76	9.27	9.27	15.09
300	12	323.85	3.96	4.57	9.52	10.31	17.48
350	14	355.60	3.96	4.78	9.52	11.13	19.05
400	16	406.40	4.19	4.78	9.52	12.70	21.44
450	18	457.20	4.19	4.78	9.52	14.27	23.82
500	20	508.00	4.78	5.54	9.52	15.09	26.19




THREADING



COUPLING / SOCKET



PLASTICS CAPS



PROCESSING MODE

PACKAGE & SHIPMENT

PROCESSING MODE

END TREATMENT

PRE GALVANIZED STEEL PIPE

HOT DIP GALVANIZED STEEL PIPE



Major



Quality



Security



SURFACE TREATMENT OF SEAMLESS STEEL PIPE



hot dip galvanized



BLACK PAINTED



red painted

LOADING WAYS



Standard	Material
API 5L	Gr.A Gr.B
ASTM A106	Gr.A Gr.B
ASTM A53	Gr.A Gr.B
GB 5310-2009	20#、45#、Q345B、Q345C、Q345D
GB6479-2013	20#、45#、Q345B、Q345C、Q345D
GB9948-2013	20#、45#、Q345B、Q345C、Q345D
GB3087-2008	20#、45#、Q345B、Q345C、Q345D
GB/T8163-2008	20#、45#、Q345B、Q345C、Q345D
GB/T8162-2008	20#、45#、Q345B、Q345C、Q345D
Gb/T17396-2009	20#、45#、Q345B、Q345C、Q345D

NORMAL SIZE OF SEAMLESS STEEL PIPE

DN	IN	MM	SCH5S	SCH10S	SCH10	SCH20	SCH30	SCH40S	STD	SCH40	SCH60	SCH80S	XS	SCH80	SCH100	SCH120	SCH140	SCH160	XXS
6	1/8	10.29	-	1.24	-	-	-	1.73	1.73	1.73	-	2.41	2.41	2.41	-	-	-	-	-
8	1/4	13.72	-	1.65	-	-	-	1.73	1.73	1.73	-	3.02	3.02	3.02	-	-	-	-	-
10	3/8	17.14	-	1.65	-	-	-	2.31	2.31	2.31	-	3.20	3.20	3.20	-	-	-	-	-
15	1/2	21.34	1.65	2.11	-	-	-	2.77	2.77	2.77	-	3.73	3.73	3.73	-	-	-	4.78	7.47
20	3/4	26.67	1.65	2.11	-	-	-	2.87	2.87	2.87	-	3.91	3.91	3.91	-	-	-	5.56	7.82
25	1	33.40	1.65	2.77	-	-	-	3.38	3.38	3.38	-	4.55	4.55	4.55	-	-	-	6.35	9.09
32	1.1/4	42.16	1.65	2.77	-	-	-	3.56	3.56	3.56	-	4.85	4.85	4.85	-	-	-	6.35	9.70
40	1.1/2	48.26	1.65	2.77	-	-	-	3.68	3.68	3.68	-	5.08	5.08	5.08	-	-	-	7.14	10.16
50	2	60.32	1.65	2.77	-	-	-	3.91	3.91	3.91	-	5.54	5.54	5.54	-	-	-	8.74	11.07
65	2.1/2	73.02	2.11	3.05	-	-	-	5.16	5.61	5.16	-	7.01	7.01	7.01	-	-	-	9.52	14.02
80	3	88.90	2.11	3.05	-	-	-	5.49	5.49	5.49	-	7.62	7.62	7.62	-	-	-	11.12	15.24
90	3.1/2	101.60	2.11	3.05	-	-	-	5.74	5.74	5.74	-	8.08	8.08	8.08	-	-	-	-	-
100	4	114.30	2.11	3.05	-	-	-	6.02	6.02	6.02	-	8.56	8.56	8.56	-	11.12	-	13.49	17.12
125	5	141.30	2.77	3.40	-	-	-	6.55	6.55	6.55	-	9.53	9.53	9.53	-	12.70	-	15.88	19.05
150	6	168.28	2.77	3.40	-	-	-	7.11	7.11	7.11	-	10.97	10.97	10.97	-	14.27	-	18.26	21.94
200	8	219.08	2.77	3.40	-	6.35	7.04	8.18	8.18	8.18	10.31	12.70	12.70	12.70	15.09	18.26	20.62	23.01	22.22
250	10	273.05	3.40	3.76	-	6.35	7.80	9.27	9.27	9.27	12.70	12.70	12.70	15.09	18.26	21.44	25.40	28.58	25.40
300	12	323.85	3.96	4.57	-	6.35	8.38	9.52	9.52	10.31	14.27	12.70	12.70	17.48	21.44	25.40	28.58	33.32	25.40
350	14	355.60	3.96	4.78	6.35	7.92	9.52	*9.52	9.52	11.13	15.09	12.70	12.70	19.05	23.83	27.79	31.75	35.71	-
400	16	406.40	4.19	4.78	6.35	7.92	9.52	*9.52	9.52	12.70	16.66	12.70	12.70	21.44	26.19	30.96	36.52	40.49	-
450	18	457.20	4.19	4.78	6.35	7.92	11.12	*9.52	9.52	14.27	19.05	12.70	12.70	23.82	29.36	34.92	39.47	45.24	-
500	20	508.00	4.78	5.54	6.35	9.52	12.70	*9.52	9.52	15.09	20.62	12.70	12.70	26.19	32.54	38.10	44.45	50.01	-
550	22	558.80	4.78	5.54	6.35	9.52	12.70	*9.52	9.52	-	22.22	12.70	12.70	28.58	34.92	41.28	47.62	53.98	-
600	24	609.60	5.54	6.35	6.35	9.52	14.27	*9.52	9.52	17.48	24.61	12.70	12.70	30.96	38.89	46.02	52.37	59.54	-
650	26	660.40	-	*7.92	7.92	12.70	-	*9.52	9.52	-	-	12.70	12.70	-	-	-	-	-	-



DEEP PROCESS OF SEAMLESS STEEL PIPE



NORMAL SIZE OF SEAMLESS STEEL PIPE


DN	IN	MM	SCH5S	SCH10S	SCH10	SCH20	SCH30	SCH40S	STD	SCH40	SCH60	SCH80S	XS	SCH80	SCH100	SCH120	SCH140	SCH160	XXS
750	30	762.00	6.35	*7.92	7.92	12.70	15.88	*9.52	9.52	-	-	12.70	12.70	-	-	-	-	-	-
800	32	812.00	-	*7.92	7.92	12.70	15.88	*9.52	9.52	17.48	-	12.70	12.70	-	-	-	-	-	-
850	34	863.60	-	*7.92	7.92	12.70	15.88	*9.52	9.52	17.48	-	12.70	12.70	-	-	-	-	-	-
900	36	914.40	-	*7.92	7.92	12.70	15.88	*9.52	9.52	19.05	-	12.70	12.70	-	-	-	-	-	-
950	38	965.20	-	*7.92	-	-	-	*9.52	9.52	-	-	12.70	12.70	-	-	-	-	-	-
1000	40	1016.00	-	*7.92	-	-	-	*9.52	9.52	-	-	12.70	12.70	-	-	-	-	-	-
1050	42	1066.80	-	*7.92	-	-	-	*9.52	9.52	-	-	12.70	12.70	-	-	-	-	-	-
1100	44	1117.60	-	*7.92	-	-	-	*9.52	9.52	-	-	12.70	12.70	-	-	-	-	-	-
1150	46	1168.40	-	*7.92	-	-	-	*9.52	9.52	-	-	12.70	12.70	-	-	-	-	-	-
1200	48	1219.20	-	*7.92	-	-	-	*9.52	9.52	-	-	12.70	12.70	-	-	-	-	-	-
1300	52	1320.80	-	-	-	-	-	*9.52	-	-	-	12.70	12.70	-	-	-	-	-	-
1350	54	1371.60	-	-	-	-	-	*9.52	-	-	-	12.70	12.70	-	-	-	-	-	-
1400	56	1422.40	-	-	-	-	-	*9.52	-	-	-	12.70	12.70	-	-	-	-	-	-
1500	60	1524.00	-	-	-	-	-	*9.52	-	-	-	12.70	12.70	-	-	-	-	-	-
1600	64	1625.60	-	-	-	-	-	*9.52	-	-	-	12.70	12.70	-	-	-	-	-	-
1700	68	1727.20	-	-	-	-	-	*9.52	-	-	-	12.70	12.70	-	-	-	-	-	-
1800	72	1828.80	-	-	-	-	-	*9.52	-	-	-	12.70	12.70	-	-	-	-	-	-
1900	76	1930.40	-	-	-	-	-	*9.52	-	-	-	12.70	12.70	-	-	-	-	-	-
2000	80	2032.00	-	-	-	-	-	*9.52	-	-	-	12.70	12.70	-	-	-	-	-	-



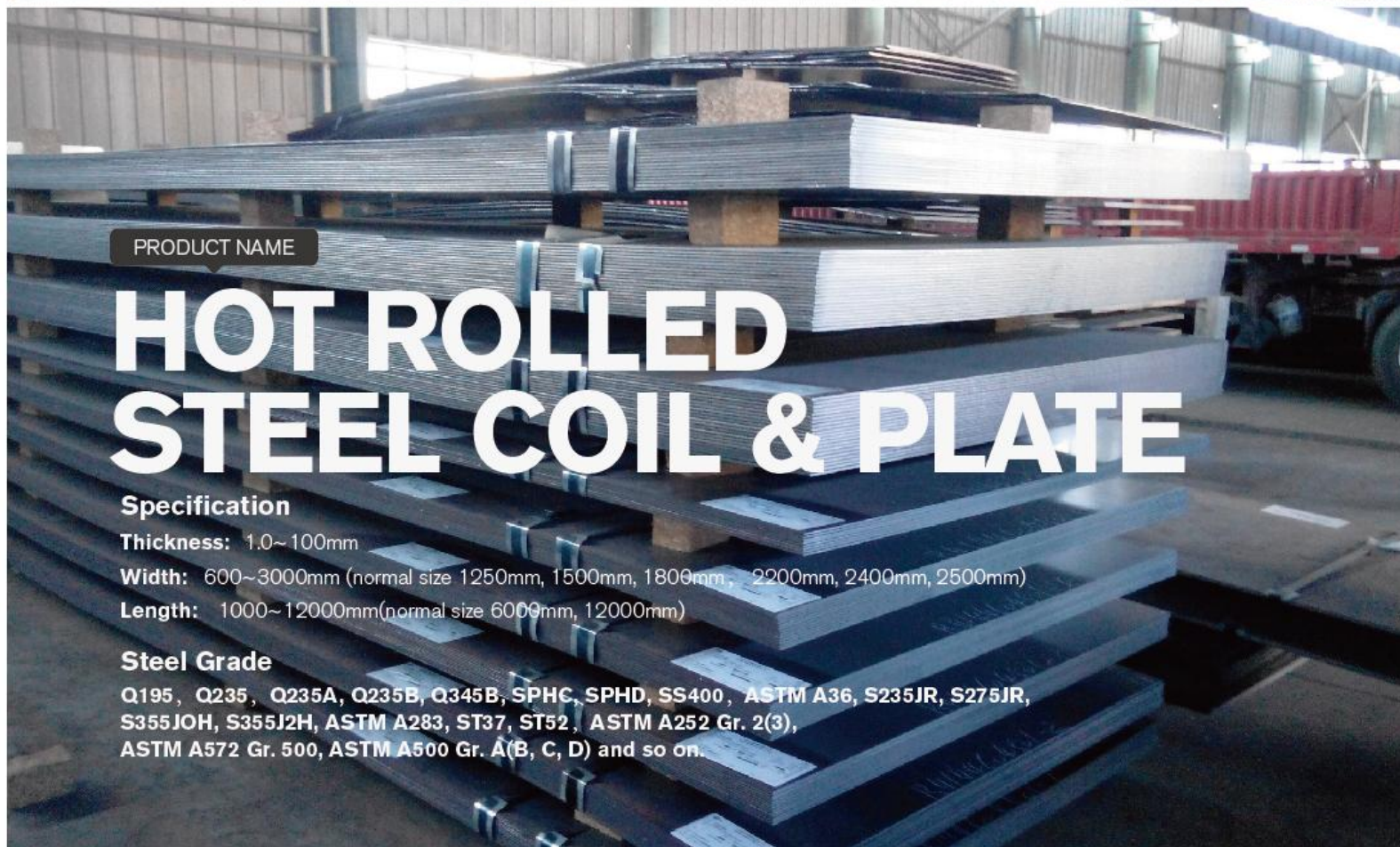
Excellent innovation | Create boutique | People oriented | Create win-win

Ehong Steel Tianjin, China

HOT ROLLED STEEL COIL & PLATE



TRANSPORTING & LOADING



PRODUCT NAME

HOT ROLLED STEEL COIL & PLATE


Specification

Thickness: 1.0~100mm
Width: 600~3000mm (normal size 1250mm, 1500mm, 1800mm, 2200mm, 2400mm, 2500mm)
Length: 1000~12000mm (normal size 6000mm, 12000mm)

Steel Grade

Q195, Q235, Q235A, Q235B, Q345B, SPHC, SPHD, SS400, ASTM A36, S235JR, S275JR, S355J0H, S355J2H, ASTM A283, ST37, ST52, ASTM A252 Gr. 2(3), ASTM A572 Gr. 500, ASTM A500 Gr. A(B, C, D) and so on.






PACKING



TRANSPORTING & LOADING



TRANSPORTING & LOADING





PRODUCT NAME

GALVANIZED STEEL STRIP


STANDARD EXPORT SEAWORTHY PACKAGE




LOADING IN THE CONTAINER



Standard	Material
Grade material	Q195,Q235,Q235B,SGCC (DX51D+Z), SGCD (DX52D+Z), DX53D, DX54D
Thickness	0.13mm-5mm
Width	10mm-600mm
Zinc coating	Z40-Z500
Weight	Max 3 tons
Spangle	Regular spangle, zero spangle
Surface treatment	Oil,chromate,skin-pass
Inner coil	508mm



GI with regular spangle



Package for sheet



GI shipment by bulk

PRODUCT NAME

GALVANIZED STEEL COIL & SHEET & CORRUGATED STEEL SHEET

INFORMATION

From production to quality inspection to container transport, we will be strict requirements, to ensure the accuracy of each link.



GI with zero spangle




Vertical package



GI Shipment by container

Standard	JIS G 3302, ASTM-A653
Grade material	Q195, Q235, Q345, SGCC SGCH(G550) DX51D, DX52D, DX53D, DX54D
Thickness	0.12mm-5.0mm
Width	605mm-1500mm
Zinc coating	Z35-Z275
Weight	3tons-12tons
Spangle	Regular spangle, zero spangle mini spangle, big spangle
Surface treatment	Oil, chromate, skin-pass
Inner coil	508mm/610mm
Length	According to clients' request




Corrugated galvanized steel sheet



Common package



Sheet shipment by container



PRODUCT NAME

GALVALUME STEEL COIL & ALUZINC COIL

- Before width 750 after 665
- Before width 762 after 665
- Before width 900 after 800
- Before width 914 after 800
- Before width 914 after 810
- Before width 1000 after 900



COMMON PACKAGE



SHEET SHIPMENT BY CONTAINER



VERTICAL PACKAGE



GL SHIPMENT BY CONTAINER



PACKAGE FOR SHEET






GL SHIPMENT BY BULK


Standard	JIS G3321 ,ASTM A792
Grade material	SGLCC ,SGLCH (Full hard)
Thickness	0.13mm-0.8mm
Width	700mm-1250mm
Zinc coating	AZ35-AZ180
Weight	3tons-12tons
Spangle	Regular spangle,mini spangle,big spangle
Surface treatment	oil ,chromate,skin-pass, with anti-finger print or without
Inner coil	508mm
Length	According to clients' request

PRODUCT NAME


GALVALUME STEEL COIL & ALUZINC COIL

CORRUGATED GALVALUME STEEL SHEET





CORRUGATED COLOR STEEL SHEET



PPGL



PPGL

PRODUCT NAME


PPGI
PPGL

PPGI
PPGL (CORRUGATED SHEET)

Standard	JIS G3312, ASTM A653 (PPGI) ASTM A792(PPGL)
Grade material	CGCC,CGLCC
Thickness	0.13mm-1.5mm
Width	700mm-1250mm
Zinc coating	Z35-Z275 or AZ35-AZ180
Weight	3tons-12tons
Top coat	15um-30um
Inner coil	508mm
Length	According to clients'request



GL SHIPMENT BY CONTAINER



COMMON PACKAGE



VERTICAL PACKAGE




SHEET SHIPMENT BY CONTAINER


PRODUCT NAME

CORRUGATED GALVANIZED STEEL SHEET

- Before width 750 after 665
- Before width 762 after 665
- Before width 900 after 800
- Before width 914 after 800
- Before width 914 after 810
- Before width 1000 after 900



HJYX51-380-760



HJYX47-410-820




HJYX15-225-900



HJYX76-344-688



HJYX10-130-900



HJYX35-125-750




HJYX25-205-820



HJYX25-210-840



HJYX32-247.5-990



HJYX12-65-852



HJYX828



HJYX750

PRODUCT NAME

CORRUGATED COLOR STEEL SHEET

- Before width 750 after 665
- Before width 762 after 665
- Before width 900 after 800
- Before width 914 after 800
- Before width 914 after 810
- Before width 1000 after 900

PRODUCT NAME

OTHER SHAPE FOR CORRUGATED COLOR STEEL SHEET



Hot rolled angle bar




Steel strip angle bar



Cold rolled angle bar



Painting on surface



Galvanized Angle bar



Loading container

Description:
Angle bar/
Hot rolled Angle bar/
Iron Angle bar/
L shape /
V shape and etc

STANDARD AND MATERIAL OF ANGLE BAR	
Standard	Material
GB706-2008	Q235, Q235B, Q345B
ASTM A106	SS400 ST37 etc



PRODUCT NAME

ANGLE BAR

Two production line.

Year production capacity: 1,200,000 tons.

Inside stock cargo 100,000 ton.



1) Equal Angle bar Size Range (20*20*3 ~ 250*250*35)

2) Unequal Angle bar Size Range (25*16*3*4 ~ 200*125*18*14)

Type No.	Specification (mm)			Section Area (cm ²)	Weight (kg/m)
	b	d	r		
2	20	3	3.5	1.132	0.889
		4		1.459	1.145
2.5	25	3	3.5	1.432	1.124
		4		1.859	1.459
3	30	3	4.5	1.749	1.373
		4		2.276	1.786
3.6	36	4	4.5	2.756	2.163
		5		3.382	2.654
4	40	3	5	2.359	1.852
		4		3.086	2.422
4.5	45	5	5	3.791	2.976
		6		5.076	3.985
5	50	3	5.5	2.659	2.088
		4		3.897	3.059
5	50	5	5.5	4.803	3.77
		6		5.688	4.465
5.6	56	3	5.6	3.33	2.624
		4		4.39	3.446
5.6	56	5	5.6	5.415	4.251
		8		8.367	6.568
6.3	63	4	7	4.978	3.907
		5		6.143	4.822
6.3	63	6	7	7.288	5.721
		8		9.515	7.459
		10		11.657	9.151

Type No.	Specification (mm)			Section Area (cm ²)	Weight (kg/m)
	b	d	r		
7	70	4	8	5.57	4.372
		5		6.875	5.397
		6		8.16	6.406
7.5	75	7	9	9.424	7.398
		8		10.667	8.373
		5		7.367	5.818
7.5	75	6	9	8.797	6.905
		7		10.16	7.976
		8		11.503	9.03
8	80	10	9	14.126	11.089
		5		7.912	6.211
		6		9.397	7.376
8	80	7	9	10.86	8.525
		8		12.303	9.658
		10		15.126	11.874
9	90	6	10	10.637	8.36
		7		12.301	9.656
		8		13.944	10.946
9	90	10	10	17.167	13.476
		12		20.306	15.94
		16		11.932	9.366
10	100	7	12	13.796	10.83
		8		15.638	12.276
		10		19.261	15.12
10	100	12	12	22.8	17.898
		14		26.256	20.611
		16		29.627	23.257

Type No.	Specification (mm)			Section Area (cm ²)	Weight (kg/m)
	b	d	r		
11	110	7	12	15.196	11.928
		8		17.238	13.532
		10		21.261	16.69
11	110	12	12	25.2	19.782
		14		29.056	22.809
		8		11.932	15.504
12.5	125	10	14	13.796	19.133
		12		15.638	22.696
		14		19.261	26.193
14	140	10	14	27.373	21.488
		12		32.512	25.522
		14		37.567	29.49
14	140	16	14	42.539	33.393
		10		31.502	24.729
		12		37.441	29.391
16	160	14	16	43.296	33.987
		16		49.067	38.518
		12		42.241	33.159
18	180	14	16	48.896	38.383
		16		55.497	43.542
		18		61.955	48.634
20	200	14	18	54.462	42.894
		16		62.013	48.68
		18		69.301	54.401
20	200	20	18	76.505	60.056
		24		90.661	71.168



Standard			Material
GB706-2008			Q235, Q235B, Q345B
ASTM A36	ASTM A572	ASTM A992	
AS/NZS3679.1			
EN10025-2			
JIS G3192			

	Size (mm)				Weight kg/m		Size (mm)				Weight kg/m
	H×B	t ₁	t ₂	r			H×B	t ₁	t ₂	r	
HW	100×100	6	8	10	17.2		100×100	6	8	10	17.2
	125×125	5.5	9	10	23.8		125×125	5.5	9	10	23.8
	150×150	7	10	13	31.9		150×150	7	10	13	31.9
	175×175	7.5	11	13	40.3		175×175	7.5	11	13	40.3
	200×200	8	12	16	50.5		200×200	8	12	16	50.5
	200×204	12	12	16	56.7		200×204	12	12	16	56.7
	250×250	9	14	16	72.4		250×250	9	14	16	72.4
	250×255	14	14	16	82.3		250×255	14	14	16	82.3
	294×302	12	12	20	85		294×302	12	12	20	85
	300×300	10	15	20	94.5		300×300	10	15	20	94.5
	300×305	15	15	20	106		300×305	15	15	20	106
	344×348	10	16	20	115		344×348	10	16	20	115
350×350	12	19	20	137		350×350	12	19	20	137	
388×402	15	15	24	141		388×402	15	15	24	141	

	Size (mm)				Weight kg/m		Size (mm)				Weight kg/m
	H×B	t ₁	t ₂	r			H×B	t ₁	t ₂	r	
HW	400×400	13	21	24	172		450×150	9	14	20	65.5
	400×408	21	21	24	197		446×199	10	12	20	66.7
	414×405	18	28	24	233		450×200	9	14	20	76.5
	428×407	20	35	24	284		500×150	10	16	20	77.1
	458×417	30	50	24	415		496×199	11	14	20	79.5
	498×432	45	70	24	605		500×200	12	16	20	89.6
HM	148×100	8	9	13	21.4		506×201	13	19	20	103
	194×150	6	9	16	31.2		596×199	14	15	24	95.1
	244×175	7	11	16	44.1		600×200	14	17	24	106
	294×200	8	12	20	57.3		606×201	15	20	24	120
	340×250	9	14	20	79.7		692×300	16	20	28	166
	390×300	10	16	24	107		700×300	18	24	28	185
	440×300	11	18	24	124		729×300	16	22	28	191
	482×300	11	15	28	115		800×300	18	26	28	210
	488×300	11	18	28	129		890×299	15	23	28	213
	582×300	12	17	28	137		900×300	16	28	28	243
	588×300	12	20	28	151		912×302	18	34	28	286
	594×302	14	23	28	175						



... boutique | People oriented | Create win-win


Ehong Steel Tianjin, China

PRODUCT NAME

I BEAM



By container



By container



By bulk

Standard			Material
GB706-2008			Q235, Q235B, Q345B
ASTM A36	ASTM A572	ASTM A992	
EN10025-2			IPE IPEAA IPEAAA
JIS G3192			

Size	Depth x Flange width	Web Thickness	Flange Thickness	Weight	Size	Depth x Flange width	Web Thickness	Flange Thickness	Weight
IPEAA80	80x46	3.2	4.2	4.95		(mm)	(mm)	(mm)	(kg/m)
IPEAA100	100x55	3.6	4.5	6.72	IPE100	100x55	4.1	5.7	8.1
IPEAA120	120x64	3.6	4.8	8.36	IPE120	120x64	4.4	6.3	10.4
IPEAA140	140x73	3.8	5.2	10.05	IPE140	140x73	4.7	6.9	12.9
IPEAA160	160x82	4	5.6	12.31	IPE160	160x82	5	7.4	15.8
IPE 100 AAAA	95x55	2.9	3.2	5.2	IPE180	180x91	5.5	8	18.8
IPE 120 AAAA	113.8x64	2.9	3.3	5.8	IPE200	200x100	5.6	8.5	22.4
IPE 140 AAAA	134x73	3.2	4.2	8.28	IPE220	220x110	5.9	9.2	36.2
IPE 160 AAAA	165x82	3.7	5.3	11.7	IPE240	240x120	6.2	9.8	30.7
IPE 180 AAAA	172x91	3.75	4.7	12.55	IPE270	270x135	6.6	10.2	36.1
IPE 200 AAAA	195.5x99.5	3.75	6.3	15.5					
IPE 220 AAAA	213x110	4	6.3	19.75					
IPE 240 AAAA	235.1x119.5	4	6.9	22.85					

Size	Weight per meter(kgs)	Size	Weight per meter(kgs)		
I beam 10#	100*63*4.5	11.261	I beam 32#B	320*132*11.5	57.741
I beam 12#	120*74*5.0	13.987	I beam 32#C	320*134*13.5	62.765
I beam 14#	140*80*5.5	16.89	I beam 36#A	360*136*10.0	60.037
I beam 16#	160*88*6.0	20.513	I beam 36#B	360*138*12.0	65.689
I beam 18#	180*94*6.5	24.143	I beam 36#C	360*140*14	71.341
I beam 20#A	200*100*7.0	27.929	I beam 40#A	400*142*10.5	67.598
I beam 20#B	200*102*9.0	31.069	I beam 40#B	400*144*12.5	73.878
I beam 22#A	220*110*7.5	33.07	I beam 40#C	400*146*14.5	80.158
I beam 22#B	220*112*9.5	36.542	I beam 45#A	450*150*11.5	80.42
I beam 25#A	250*116*8.0	38.105	I beam 45#B	450*152*13.5	87.485
I beam 25#B	250*118*10.	42.03	I beam 45#C	450*154*15.5	94.55
I beam 28#A	280*122*8.5	43.492	I beam 56#A	560*166*12.5	106.316
I beam 28#B	280*124*10.5	47.888	I beam 56#B	560*168*14.5	115.108
I beam 30#A	300*126*9.0	48.084	I beam 56#C	560*170*16.5	123.9
I beam 30#B	300*128*11.0	52.794	I beam 63#A	630*176*13	121.407
I beam 30#C	300*130*13	57.504	I beam 63#B	630*178*15	131.298
I beam 32#A	320*130*9.5	52.717	I beam 63#C	630*180*17	141.189

Surface treatment and loading process



Standard and material of U beam

Standard		Material
GB706-2008		Q235, Q235B, Q345B
ASTM A36	ASTM A572 ASTM A992	
	EN10025-2	UPN
	JIS G3192	

Chinese standard Normal size chart

Size	Size	Theoretical Kg/m	Size	Size	Theoretical Kg/m
50*37*4.5	5#	5.438	250*82*11	25C#	35.26
63*40*4.8	6.3#	6.635	270*82*7.5	27A#	30.838
80*43*5	8#	8.045	270*84*9.5	27B#	35.077
100*48*5.3	10#	10.007	270*86*11.5	27C#	39.316
120*53*5.5	12#	12.06	280*82*7.5	28A#	31.427
126*53*5.5	12.6#	12.37	280*84*9.5	28B#	35.823
140*58*6	14A#	14.535	280*86*11.5	28C#	40.219
140*60*8	14B#	16.733	300*85*7.5	30#A	34.463
160*63*6.5	16A#	17.24	300*87*9.75	30#B	39.173
160*65*8.5	16B#	19.755	300*89*11.5	30#C	43.883
180*68*7	18A#	20.174	320*88*8	32#A	38.083
180*70*9	18B#	23	320*90*10	32#B	43.107
200*73*7	20A#	22.637	320*92*12	32#C	48.131
200*75*9	20B#	25.777	360*96*9	36#A	39.173
220*77*7	22A#	24.999	360*98*11	36#B	53.466
220*79*9	22B#	28.453	360*100*13	36#C	59.118
240*78*7	24A#	26.86	400*100*10.5	40#A	58.928
240*80*9	24B#	30.628	400*102*12.5	40#B	65.208
250*78*7	25A#	27.41	400*104*14.5	40#C	71.488
250*80*9	25B#	31.335			

Japanese standard Normal size chart

Dimension (mm)	Web thickness (mm)	Flange thickness (mm)	Weight (kg/m)
50*25	3.00~5.00	6	2.37~3.46
75*40	3.8	7	5.3
75*40	4	7	5.6
75*40	4.5	7	5.85
75*40	5	7	6.92
100*50	3.8	6	7.3
100*50	4.2	6	8.03
100*50	4.5	7.5	8.97
100*50	5	7.5	9.36
125*65	5.2	6.8	11.66
125*65	5.3	6.8	12.17
125*65	5.5	8	12.91
125*65	6	8	13.4
150*75	5.5	7.3	14.66
150*75	5.7	10	16.71
150*75	6	10	17.9
150*75	6.5	10	18.6
150*75	9	12.5	24

Different workflow of Flat bar



Slitter Flat bar



Hot rolled Flat bar



I flat bar

Loading process



6M into 20'GP



5.8M into 20'GP

Standard and material of U beam

Standard	Material
GB708	Q235, Q235B, Q345B
	SS400 ST37
	45# 65Mn
	55CrMnA
	60Si2Mn etc

Normal size chart

Width (mm)	Width (inch)	Thickness (mm)	Width (mm)	Width (inch)	Thickness (mm)	Width (mm)	Width (inch)	Thickness (mm)
10	0.39inch	3, 4, 5, 6, 7, 8	35	1.37inch	3, 4, 5, 6, 7, 8, 9, 10, 11, 12, 16, 18, 20, 22, 25, 28	90	3 1/2"	3, 4, 5, 6, 7, 8, 9, 10, 11, 12, 16, 18, 20, 22, 25, 28, 30, 32, 35
12	1/2"	3, 4, 5, 6, 7, 8	40	1 1/2"	3, 4, 5, 6, 7, 8, 9, 10, 11, 12, 16, 18, 20, 22, 25, 28	95	3 1/4"	3, 4, 5, 6, 7, 8, 9, 10, 11, 12, 16, 18, 20, 22, 25, 28, 30, 32, 35
14	0.55inch	3, 4, 5, 6, 7, 8	45	1 3/4"	3, 4, 5, 6, 7, 8, 9, 10, 11, 12, 16, 18, 20, 22, 25, 28, 30, 32	100	4"	3, 4, 5, 6, 7, 8, 9, 10, 11, 12, 16, 18, 20, 22, 25, 28, 30, 32, 35
16	5/8"	3, 4, 5, 6, 7, 8, 9, 10, 11	50	2"	3, 4, 5, 6, 7, 8, 9, 10, 11, 12, 16, 18, 20, 22, 25, 28, 30, 32	105	4.13inch	3, 4, 5, 6, 7, 8, 9, 10, 11, 12, 16, 18, 20, 22, 25, 28, 30, 32, 35
18	0.78inch	3, 4, 5, 6, 7, 8, 9, 10, 11	55	2.16inch	3, 4, 5, 6, 7, 8, 9, 10, 11, 12, 16, 18, 20, 22, 25, 28, 30, 32	110	4.33inch	3, 4, 5, 6, 7, 8, 9, 10, 11, 12, 16, 18, 20, 22, 25, 28, 30, 32, 35
20	3/4"	3, 4, 5, 6, 7, 8, 9, 10, 11, 12	60	2.36inch	3, 4, 5, 6, 7, 8, 9, 10, 11, 12, 16, 18, 20, 22, 25, 28, 30, 32, 35	120	4 3/4"	3, 4, 5, 6, 7, 8, 9, 10, 11, 12, 16, 18, 20, 22, 25, 28, 30, 32, 35
22	0.86inch	3, 4, 5, 6, 7, 8, 9, 10, 11, 12	65	2 1/2"	3, 4, 5, 6, 7, 8, 9, 10, 11, 12, 16, 18, 20, 22, 25, 28, 30, 32, 35	125	5"	3, 4, 5, 6, 7, 8, 9, 10, 11, 12, 16, 18, 20, 22, 25, 28, 30, 32, 35
25	1"	3, 4, 5, 6, 7, 8, 9, 10, 11, 12, 16, 18	70	2 3/4"	3, 4, 5, 6, 7, 8, 9, 10, 11, 12, 16, 18, 20, 22, 25, 28, 30, 32, 35	130	5.11inch	3, 4, 5, 6, 7, 8, 9, 10, 11, 12, 16, 18, 20, 22, 25, 28, 30, 32, 35
28	1.1inch	3, 4, 5, 6, 7, 8, 9, 10, 11, 12, 16, 18	75	3"	3, 4, 5, 6, 7, 8, 9, 10, 11, 12, 16, 18, 20, 22, 25, 28, 30, 32, 35	140	5 1/2"	3, 4, 5, 6, 7, 8, 9, 10, 11, 12, 16, 18, 20, 22, 25, 28, 30, 32, 35
30	1.18inch	3, 4, 5, 6, 7, 8, 9, 10, 11, 12, 16, 18, 20, 22	80	3.14inch	3, 4, 5, 6, 7, 8, 9, 10, 11, 12, 16, 18, 20, 22, 25, 28, 30, 32, 35	150	5.9inch	3, 4, 5, 6, 7, 8, 9, 10, 11, 12, 16, 18, 20, 22, 25, 28, 30, 32, 35
32	1.25inch	3, 4, 5, 6, 7, 8, 9, 10, 11, 12, 16, 18, 20, 22	85	3.34inch	3, 4, 5, 6, 7, 8, 9, 10, 11, 12, 16, 18, 20, 22, 25, 28, 30, 32, 35			



PRODUCT NAME

SQUARE & ROUND BAR

PRODUCT PHOTOS



PRODUCT NAME

WIRE ROD



PRODUCT NAME

DEFORMED BARS

Standard and material of deformed bars

Standard	Material
GB1499.2-2007	HRB400 HRB500 HRB400E HRB500E
ASTM A615	Grade 40 / Grade 60 / Grade75
BS4449 :1997	250B 460A 460B 500B 500C
AS/NZ 4671	500B 500N
KSD 3504	SD400/500/600

Size and material of deformed bars

Standard

5.5mm 6mm 6.5mm 8mm 10mm 12mm 16mm

Material

SAE1006, SAE1008, HPB235, HPB300, Q195, Q235

Size and material of deformed bars

Standard


10-100mm

Material

Q235 Q345 45# 55MN 65MN



TYPES



HOT DIP GALVANIZED STEEL CHANNEL



BLACK C CHANNEL



SLOTTED C CHANNEL

PACKAGING & SHIPPING



OTHER SHAPE STEEL



Standard	Material
----------	----------

21*10 21*21 41*21 41*22 41*25 41*41 41*62 41*83	Q195 Q235
---	-----------

HOT ROLLED STEEL SHEET PILE

INFORMATION

Standard: GB/T20933-2014 / GB/T1591 / JIS A5523 / JIS A5528,YB/T 4427-2014

Grade:SY295,SY390,Q355B

Type:U type,Z type

Length:6m,9m,12m,15m,18m,24m

PU type pile series GB/T 20933-2014/JIS A 5528							
Type (WxH)	Width W (mm)	Height h (mm)	Web Thickness t (mm)	Per Piece		Per Meter	
				Sectional Area (cm ²)	Theoretical weight (Kg/m)	Sectional Area (cm ²)	Theoretical weight (Kg/m)
PU400X100	400	100	10.5	61.2	48.0	153.0	120.1
PU400X125	400	125	13.0	76.4	60.0	191.0	149.9
PU400X150	400	150	13.1	74.4	58.4	186.0	146.0
PU400X170	400	170	15.5	97.0	76.1	242.5	190.4
PU500X200	500	200	24.3	133.8	105.0	267.6	210.1
PU500X225	500	225	27.6	153.0	120.1	306.0	240.2
PU600X130	600	130	10.3	78.7	61.8	131.2	103.0
PU600X180	600	180	13.4	103.9	81.6	173.2	136.0
PU600X210	600	210	18.0	135.3	106.2	225.5	177.0





SHIPMENT



LOADING



PACKING



PRODUCT NAME

SCAFFOLDING



ADJUSTABLE PROP



JACK BASE



WALK PLANK



FRAME



STORAGE



PACKING

LOADING

Italian Prop

Adjustable Height	Outer Tube	Inner Tube	Wall Thickness
1600-2900mm	56mm	48mm	1.5-2.75mm
1800-3100mm	56mm	48mm	
2000-3600mm	56mm	48mm	
2200-4000mm	56mm	48mm	
Surface Treatment	Painted, Powder Coated, Galvanized		

Spanish Prop

Adjustable Height	Outer Tube	Inner Tube	Wall Thickness
800-1400mm	48mm	40mm	1.5-2.5mm
1600-3000mm	48mm	40mm	
2000-3500mm	48mm	40mm	
2200-4000mm	48mm	40mm	
Surface Treatment	Painted, Powder Coated, Galvanized		

Walk Through Scaffolding

Walk Through Frame	
Width(mm)	High(mm)
1219	1700
1219	1930
1219	1524
914	1700

Catwalk / Walk Plank

Size(mm)	Weight(kg/pc)
500x50x1.2x1829	15.5
480x45x1.2x1829	13.5
450x45x1.2x1829	13.0
450x38x1.2x1829	12.5
420x45x1.2x1829	12.5
500x50x1.2x1219	11.0
480x45x1.2x1219	10.0
450x45x1.2x1219	9.5
450x38x1.2x1219	9.0
420x45x1.2x1219	9.0
330x50x1.2x1829	11.5
330x50x1.2x1219	8.5

Middle East / German Prop

Adjustable Height	Outer Tube	Inner Tube	Wall Thickness
1400-2700mm	60.3mm	48.3mm	1.6-4.0mm
1600-2700mm	60.3mm	48.3mm	
1620-2640mm	60.3mm	48.3mm	
2000-3500mm	60.3mm	48.3mm	
2200-4000mm	60.3mm	48.3mm	
3000-5500mm	60.3mm	48.3mm	
Surface Treatment	Painted, Powder Coated, Galvanized		

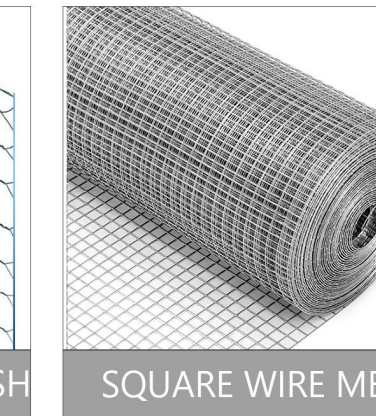



Wire Gauge Size	SWG(mm)	BWG(mm)	BG(mm)
6	4.87	5.15	5.032
7	4.47	4.57	4.481
8	4.06	4.19	3.988
9	3.66	3.76	3.551
10	3.25	3.40	3.175
11	2.95	3.05	2.827
12	2.64	2.77	2.517
13	2.34	2.41	2.24
14	2.03	2.11	1.994
15	1.83	1.83	1.775
16	1.63	1.65	1.588
17	1.42	1.47	1.412
18	1.22	1.25	1.257
19	1.02	1.07	1.118
20	0.91	0.89	0.996
21	0.81	0.813	0.887
22	0.71	0.711	0.749
23	0.61	0.635	0.707
24	0.56	0.559	0.629
25	0.51	0.508	0.56
26	0.46	0.457	0.498

STEEL WIRE & NAILS

- GALVANIZED WIRE
- BLACK ANNEALED WIRE
- WIRE MESH
- BARBED WIRE

PRODUCT NAME



Stainless Square Steel Pipe		
Size	OD	10*10mm-400*400mm
	Wall Thickness	0.3mm-20mm
	Length	6m or as requirement
Steel material	201/304/316/316L	
	310S/904/403/420/430/440	
Standard	ASTM A312,ASTM A554	
Surface	1. Standard 2. 400#-600# mirror 3. hairline brushed	



Stainless Round Steel Pipe

Material

200 series: 201, 202
 300 series: 304, 304L, 304H, 310S, 316, 316L, 317L, 321,310S,309S,2205,2507,2520
 400 series: 410, 410S,420, 430, 431, 440A,904L

Standard

AISI, ASTM, DIN, GB, JIS, SUS

Thickness

0.5mm-30mm or as customer 's requirement

Size


8mm-530mm or as customer 's requirement

Length

1 meters to 6 meters or as customer 's requirement

Surface

Satin,400#, 600~1000# mirrorx, HL brushed, Brushed Mirror(two kinds of finishing for one pipe)



Stainless Steel Sheet/Plate	
material	201,304,304L,316,316L,309S,310S, 321,410,420,430,904L,2205,2507,ect
Standard	ASTM,AISI,JIS,GB,EN,DIN,GB
Thickness	0.3-100mm or as requested
Width	1000mm, 1219mm, 1250mm, 1500mm or as customer's request
Length	2000mm,2438mm,3000mm,6000mm or as as customer's request
Surface	NO.1/BA/2B/NO.4/8K/HL

Stainless Steel Coil

material
 200 series: 201, 202
 300 series: 304, 304L, 304H, 310S, 316, 316L, 317L, 321,310S,309S, 2205,2507,2520
 400 series: 410, 410S,420, 430, 431, 440A,904L

Standard

AISI, ASTM, DIN, GB, JIS, SUS

Thickness



0.1-12mm or as your request

Width

1000, 1219, 1500, 1800, 2000mm or as your request

Surface

NO.1/BA/2B/NO.4/8K/HL



PRODUCT NAME

STAINLESS STEEL PIPE

PRODUCT NAME

STAINLESS STEEL PLATE & COIL



PRODUCT NAME

CORRUGATED CULVERT STEEL PIPE

Thickness: 2~12mm
 Diameter: 500~1400mm
 Material: Q195, Q235, Q345B, DX51D and so on
 Certification: CE, ISO9001, CCPC
 Standard: GB, EN 10025
 Technique: Extruded
 Packing : 1. In bulk 2. Packed on Wooden Pallet 3. According to the requirements of customers
 Usage: Culvert Pipe, tunnel liner, bridge culverts



Ehong Steel Tianjin, China

PRODUCT DETAILS



APPLICATION




ASSEMBLED



PACKAGE

ABOUT FURTHER PROCESSING STEEL



WELCOME TO
CONTACT